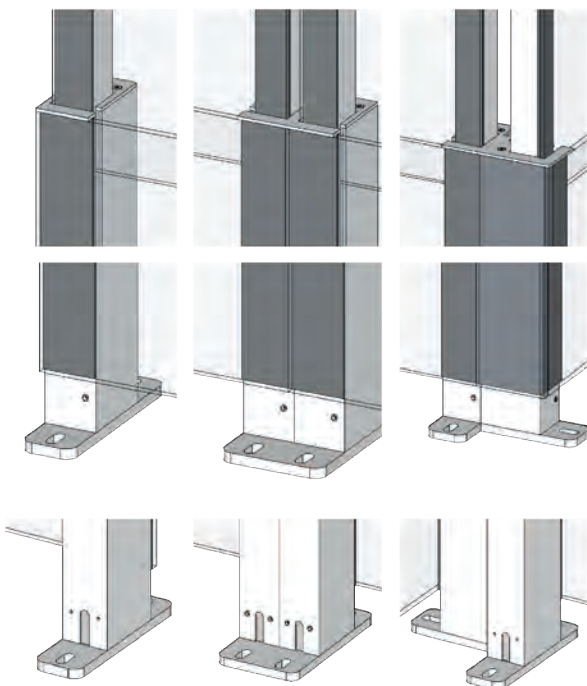



ClickitUp

Product type Height adjustable glass balustrade
Location Ground level



Description

Height adjustable glass balustrade

Safety

ClickitUp is CE marked according to the machinery directive 2006/42/EC. The balustrade must not be installed where there is a risk of falling.

Manufacturing method

Structural glazing is used to fit the glass to the aluminium posts UV bonding to create 90-degree angles of glass.

Drive mechanism

The system employs semi-automatic gas strut technology that raises the movable section

Baseplate mounts

Baseplate mounts are available as single, double and corner variants as well as side baseplate mounts

Top caps

Top caps are available as single, double and corner variants

Material

Glass, aluminium and stainless steel

Glass fixed section/Glass movable section

Toughened glass 8 mm/Toughened glass 6 mm

Height lowered balustrade/ Height raised position

1100 mm/1900 mm alternatively 1200 mm/2000 mm

Width measurement straight section

Max 2000 mm

Width measurement corner section

Offset corner. For other corner solutions contact your seller

Width measurement door section

Max measurement 1100 mm (for more info about doors see the separate product sheet)

Surface treatment

Natural anodised as standard. As an option at an additional charge, black anodised or powder coated in a RAL colour



Sound value

An installed ClickitUp in the raised position has a sound dampening effect

Assembly

ClickitUp sections are delivered ready-assembled. Sections are linked together during installation to form a system with the help of double top caps and double baseplate mounts.

ClickitUp



ClickitUp[®]
by ErgoSafe[®]